



Connections 2013



A Newsletter from the Children's Orthopedic
and Scoliosis Training Program
Rady Children's Hospital and University of California – San Diego

Mubarak	Wenger	Chambers	Newton	Wallace	
Connections Issue 9 – 2013					
			Pring	Yaszay	Edmonds
					Pennock

Index

Fellows	4
Team Players	8, 20, 24
Divisions/Research	10
David Sutherland	13
Visiting Professor	14
Past Fellow Report	16
Lena Sefton Clark	18
Activities	19, 26
POSNA	22
Publications	28
IPOTT/Spreading the Word	32

Message from the Director

Dennis R. Wenger, M.D.

Greetings from our orthopedic patient care, teaching, and research center. The 2012-2013 academic year has been a dynamic one that has included many positive events and changes within our program.

We continue to have a busy clinical practice, but also an increasing national and international prominence related to our

academic program and research. As you will note later, one of the very important events for this year was Dr. Peter Newton serving as President of the Pediatric Orthopedic Society of North America (POSNA), which is the largest and most influential children's orthopedic organization in the world.

An important change in our department relates to a transition of leadership within the orthopedic division of the Children's Specialists Foundation. Dr. Mubarak served in this role in an inspiring way for many years. On June 15, 2013, Dr. Peter Newton assumed this important role. The entire orthopedic team is delighted that Dr. Newton has been selected because of his skills in all areas required for modern leadership

Message from the Director -continued

(see page 9).

We are grateful to our management team, led by David Pyatt, Director of Orthopedic Operations, and Clinical Coordinator Joan Morgan, BSPT for their hard work as we plan our move to our new consolidated orthopedic center in the medical office building.

Our clinical and research programs continue to be active and productive. Many papers from our center were presented at the American Academy of Orthopedic Surgeons meeting in Chicago, the Scoliosis Research Society, the POSNA meeting in Toronto, and other conferences. These papers have covered multiple areas of clinical and basic research, with primary attention to the subjects of spinal deformity, sports orthopedics, traumatic musculoskeletal injuries in childhood, neuromuscular disorders, and childhood hip conditions.

Our faculty continues to be active on educational programs at a local, national, and international level. These invitations and presentations are the result of our extensive clinical and research program as well as the publication efforts of our faculty. Fortunately, these responsibilities are spreading down to our mid-level faculty who are rapidly becoming nationally recognized experts. Meanwhile, the more senior faculty have continued to maintain very active academic travel schedules.

The educational program remains broad, with our main focus being the education of orthopedic residents and fellows in children's orthopedics. Our residents come to us from the UCSD program, the Naval Regional Medical Center program (Balboa) and the San Antonio Uniformed Services Health Education Consortium (SAUSHEC).

We work hard to integrate the residents into our training program and our large volume of both acute care and elective care cases provides extensive experience. Our other main mission is the education of fellows, which is made easier by our ability to attract the best residents in the nation to come to San Diego for advanced training in children's orthopedics.

Our fellowship training program offers acute care responsibilities, providing a sense of independent practice related to trauma call and emergency musculoskeletal care. Our concept of graded responsibility is considered a national and international model in preparing a fellow for the actual practice of children's

orthopedic surgery.

In addition, we have a strong program oriented towards teaching both our fellows and the research residents from UCSD in the methods of orthopedic research. Dr. Peter Newton and Tracey Bastrom, our research program manager, are responsible for the leadership of this important part of our mission. The transmission of the research mission spirit rooted in the legacy of Professor Wayne Akesson (the founding orthopedic chair at UCSD and mentor to Dr. Peter Newton, a former UCSD resident) remains "palpable" in our program.

Administrative support from Rady Children's Hospital San Diego is strong and we are now in the process of consolidating our private office and outpatient orthopedic clinic into a single orthopedic center which will occupy the entire third floor of the Medical Office Building. This will centralize our clinical focus, although we will continue to have North County satellites both in Escondido and on the coast in Encinitas. The move to our new center (to be called the Orthopedic and Scoliosis Center & Rehabilitation Medicine Center) will occur on July 1, 2013, with a ribbon cutting ceremony on June 26. We will tell you more about this new center in next year's report.

We had a tremendous turnout at our fellowship reunion in Toronto, in association with the POSNA meeting (p. 23). We appreciate the support of our alumni, not only at the POSNA meeting, but also at our annual visiting professorship in San Diego, as well as throughout the year.

Dennis R. Wenger, M.D.

Director,
Pediatric Orthopedic Training Program
Rady Children's Hospital – San Diego

Clinical Professor of Orthopedic Surgery
UCSD





Ultrasound Workshop

Advanced Hip Expertise at RCHSD



The degree of intense education provided for our residents, fellows, and others at Rady Children's Hospital is unsurpassed in the children's orthopedic education world. Each week our staff spend multiple hours sitting in conference with, lecturing to, and giving special courses to our fellows, residents, and others so that we can transmit our knowledge to the next generation.


No event better exemplifies this than the effort that Dr. Scott Mubarak, our internationally recognized infantile hip expert, and Natalie McNeil, our very experienced x-ray and ultrasound technician, take to educate our fellows on the methodology, and actual performance and interpretation of an infant ultrasound study. This event requires much planning, including finding parents who are willing to volunteer their babies to be part of the practice session. Occasionally this leads to the fellows bringing in their own babies for study, making the event even more "personal".

The attached photographs illustrate this extraordinary learning opportunity.



2012-2013 Fellows - Rady Children's Hospital


The RCHSD/UCSD fellowship program in children's orthopedics and scoliosis surgery remains among the most sought after in North America. The balance of training that our fellows receive covers all areas of children's orthopedics as well as providing excellent research possibilities. In addition, we arrange for our fellows to be responsible for primary call several nights each month, under the supervision of a senior staff, which allows them to develop independent decision making skills. The recent ACGME analysis of surgical training in North America suggested that more graded responsibility needs to be given to senior trainees. Fortunately we have been able to incorporate this into our program. We are proud of our fellows who are graduating and each is going on to work in an academic center, where they will be involved in patient care, teaching, and research. We congratulate them on their accomplishments.



Avrum Joffe, M.D.

Avrum earned a B.S. in Chemistry with Honors from Union College in Schenectady, NY, followed by his medical degree at the UMDNJ-New Jersey Medical School. He completed his orthopedic residency at St. Luke's Roosevelt Hospital Center in June of 2012. During his residency he received the Arnold P. Gold Foundation Humanism and Excellence in Teaching Award and was a member of the Academic Committee in the Department of Orthopedic Surgery. Dr. Joffe's primary fellowship research project focused on thoracic and lumbar compression fractures in children.

Avrum has accepted a position with the North Jersey Pediatric Orthopedics group in Ridgewood, New Jersey.



John Kemppainen, M.D.

John attended the University of Michigan College of Engineering for his undergraduate education, earning a BSE in Materials Science and Engineering, Summa Cum Laude. Before entering medical school John worked for DePuy Orthopedics as a product development engineer where he developed surgical instrumentation and a bone graft delivery device among other things. He then received his M.D., with distinction, from Wayne State University School of Medicine and completed his orthopedic residency at Summa Health System in Akron, Ohio.

Upon completion of his fellowship, John has accepted a position at Helen DeVos Children's Hospital in Grand Rapids, Michigan where he will be involved in teaching residents in the Grand Rapids Medical Education Partners.

2012-2013 Fellows - Rady Children's Hospital




Brian Scannell, M.D.

Brian attended the University of Georgia where he earned his B.S. with Honors in Biology, Magna Cum Laude. He then received his medical degree from the University of North Carolina School of Medicine, and completed an orthopedic residency at the Carolinas Medical Center in Charlotte, N.C.. Brian has been an active researcher and has produced multiple publications.

Following his fellowship Brian will return to North Carolina where he has accepted a position at the Carolinas Medical Center where he will be a faculty member in their orthopedic residency training program. .



2012-13 orthopedic fellows "suited up" for the May 2013 Visiting Professor program.



Christopher Souder, M.D.

Chris attended Texas Tech University as an undergraduate, where he earned his B.B.A. in accounting, Summa Cum Laude. He received his medical degree from the Texas Tech University School of Medicine and then completed his residency at Scott-White Hospital in Temple, Texas. Chris has received numerous awards and honors during his educational career, including Presidential Endowed Scholar, President's List, and Highest Ranking Graduate of the College of Business Administration at Texas Tech University.

Chris will return to Temple, TX following his fellowship and will be an academic pediatric orthopedic surgeon in the Scott-White / Texas A&M orthopedic residency training program.

All knowledge is of itself of some value. There is nothing so minute or inconsiderable that I would not rather know it than not.

– Samuel Johnson

2012-2013 International Fellows


Because of our growing national and international influence, our orthopedic education program now trains fellows who come from throughout the world to study modern treatment methods for scoliosis, hip disorders, cerebral palsy, and other children's orthopedic conditions.




Mandar Agashe, M.D.
Pediatric Hip and Trauma Fellowship (Intl.)
Mumbai, India
June 1 – September 30, 2012



Dzulkarnain Amir, M.D.
Pediatric Spine Fellowship (Intl.)
Kuala Lumpur, Malaysia
July 1, 2012 – March 31, 2013



Takahito Fujimori, M.D.
Pediatric Spine Fellowship (Intl.)
Osaka, Japan
January 1 – June 30, 2013



Paulo Colares, M.D.
Pediatric Hip and General
Pediatric Orthopedics Fellowship
(Intl.)
Fortaleza, Brazil
January 1 – March 31, 2013

Arriving International Fellows (2013-2014)

Frank Feng, M.D. (Taiwan)
Scoliosis and Spine Deformity
7/1/2013 – 9/30, 2013

Yong Kim, M.D. (Japan)
Scoliosis and Spine Deformity
9/1/2013 – 8/30/2014

Saeid Tabatabaei, M.D. (Iran)
Children's Orthopedics and Hip
7/15/2013 – 9/15/2013

Chi Ming Fong, M.D. (Hong Kong)
Children's Orthopedics and Sports
9/1/2013 – 11/30/2013

Arriving Fellows - 2013-2014

The process of applying, interviewing, and then being accepted for one of the top-ranked fellowship programs in children's orthopedics is a demanding process. Each year we receive 40-50 applications and narrow this down to a smaller group that we can interview, and then select the very best of those candidates. The fellows listed below will arrive August 1, 2013, to begin their academic year. These are all outstanding young surgeons from throughout North America and we look forward to working with them.



Matt Hollenbeck, M.D.



Jonathan Peterson, M.D.



Lee Phillips, M.D.



**Lissette
Salgueiro-Canetti, M.D.**

Matt Hollenbeck, M.D.

Matt earned a BS in Biology, Magna Cum Laude from Rockhurst University, Kansas City, followed by a masters degree in physical therapy. He then earned his medical degree at the University of Kansas Medical School. He will complete his orthopedic residency at Greenville, South Carolina in June of 2013.

Jonathan Peterson, M.D.

Jonathan attended Northwestern University for his undergraduate education, earning a BA in Biological Sciences and Economics, Magna Cum Laude. He received his M.D., from University of California, San Diego School of Medicine and is currently in the final year of his orthopedic residency at the University of Iowa.

Lee Phillips, M.D.

Lee attended Texas A&M where he earned his BS in Biomedical Engineering, Cum Laude. He then received his medical degree from the University of Texas – Houston, and is currently in his final year as an orthopedic resident at the University of Utah.

Lissette Salgueiro-Canetti, M.D.

Lissette attended the University of Puerto Rico as an undergraduate, where she earned her BS in Biology Summa Cum Laude. She received her medical degree and is currently completing her orthopedic residency at the University of Puerto Rico School of Medicine.

Future Fellows (2014-2015 Academic Year)

We are proud to announce that we have matched with the outstanding residents listed below.

Imraan Ahmed, M.D.

San Antonio Uniformed Services Health Education Consortium (SAUSHEC)

Joshua Murphy, M.D.

Atlanta Medical Center Orthopedic Surgery Residency Program

Andrew Pytiak, M.D.

Detroit Medical Center/Providence Hospital Orthopedic Surgery Residency Program

Matthew Stepanovich, M.D.

Naval Medical Center Portsmouth Orthopedic Surgery Residency Program



Keeping the System Balanced Team Players Who Make the Team Work

This section is written to credit two outstanding children's orthopedic surgeons who in a quiet, highly functional way make our system one of the best in the world. They are Dr. Douglas Wallace and Dr. Maya Pring.

Douglas Wallace, M.D.

Doug, an extremely skilled surgeon, is competent in all areas of children's orthopedics and specializes in hand problems in children and teenagers. He was born in Northern California, attended UCSD for college, the University of Michigan for medical school, followed by his residency at UCSD and a children's orthopedic fellowship here at Rady Children's Hospital. He also completed a supplemental fellowship in the hand surgery program at the renowned Texas Scottish Rite Hospital in Dallas.

Doug then took his first full-time orthopedic staff position with us and has become an outstanding team leader in every way. He does not travel as much as some of our competitive academic types, but provides great stability to our training program. He is recognized as a clear thinker and an excellent technical surgeon.

He is also the director of our orthopedic trauma system and is involved in many orthopedic planning meetings related to emergency medicine and the orthopedic



component of the trauma system. He is also responsible for our entire orthopedic schedule regarding staff, residents, fellows, etc. and the nights they will take call, and also serves as the clinician liaison to our nurse practitioners/physician assistant program.

Dr. Wallace also has interest in architecture / design and had a great deal to do with the layout of our new 3rd floor Orthopedic Center.

Doug Wallace is an extraordinary children's orthopedic surgeon and Rady Children's Hospital is very fortunate to have someone of his caliber, skills, breadth and ability on our staff.

Maya Pring, M.D.

Maya is an excellent children's orthopedic surgeon who grew up in Colorado and attended undergraduate school at Duke University. She then took time off to become a professional horse trainer before deciding to attend medical school at the University of Colorado Medical Center. This was followed by a residency at the renowned Mayo Clinic in Rochester, Minnesota,



and then a fellowship here at Rady Children's Hospital San Diego. During her fellowship we recognized her outstanding skills and convinced her to stay on staff as a children's orthopedic surgeon.



Maya loves her work and loves the hospital. She is close friends with staff physicians from every department, ranging from emergency medicine to pediatrics to physical medicine. She perhaps knows the most about every resident, fellow, E.R. physician, nurse practitioner and physician assistant, and where they are at any one time. She is an important liaison to the orthopedic department.

In addition Maya has become our orthopedic residency coordinator and works closely in allowing their schedules to be properly aligned to balance their clinical and educational responsibilities. She is the co-editor, along with Dr. Dennis Wenger, of the Rang's Children's Fractures text which is widely used throughout the world. She is also a member of the American Orthopedic Association.

Maya is a somewhat unsung hero who attends to every issue that relates to children's orthopedics at Rady Children's Hospital. She is a vital cog in keeping our academic mission afloat. Although not constantly in the international limelight, Dr. Pring is recognized as a leading children's orthopedic surgeon and we salute her for her accomplishments.



Peter Newton, MD
Orthopedic Leadership
Rady Children's Hospital San Diego

As our system evolves, we are making gradual transitions in our orthopedic leadership positions at Rady Children's Hospital San Diego. Beginning June 15, 2013, Peter Newton assumed the directorship of the orthopedic division within the hospital and foundation network. He assumed this role from Dr. Scott Mubarak, who has given us many years of dynamic, energized leadership.

Dr. Newton will not only direct our division, but will remain as director of orthopedic research as well as chief of the scoliosis team. All of this occurred over a busy year during which Dr. Newton had been serving as president of POSNA. Once the mantle was passed on to the next president at the May meeting in Toronto, Peter was given another major leadership job here at home.

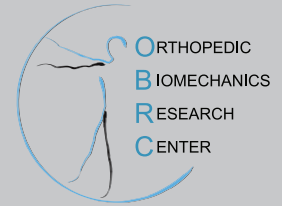
We are privileged to have a leader who exemplifies the so-called "triple threat" skills of an academic surgeon. Peter is an excellent teacher, a superb technical surgeon of international renown, as well as an organized and productive researcher.

In addition, Peter also has an excellent understanding of the economics of modern medicine. He therefore fits into the definition of the medical leader of the future which includes not only the traditional triple threat (education, surgical skills, research) but also the required new "fourth threat" of medical business acumen, which is financial, business, and economic leadership. We look forward to Peter Newton guiding us into the next era of children's orthopedic progress in San Diego.



Orthopedic Biomechanics Research Center

Diana Glaser, PhD – Director



The Orthopedic Biomechanics Research Center (OBRC) continues to grow and establish itself as a leading research center. Over the past year we have worked hard to merge with the Rady's Research Department and are optimistic that this change will help us expand further. We have developed in house techniques for exploring 3D orthopedic structures with advanced imaging and our custom evaluation software shows great promise.

While scoliosis analysis is still our primary focus, we are now expanding to the lower extremities. New 3D studies are in the works involving growth plate analysis and patella positioning. Our efforts to improve visualization will allow us to provide better understanding of bone and joint deformities, eventually leading to better treatment outcomes.

OBRC's superior research is gaining recognition on an international basis. Last year the OBRC team won the *Thomas Whitecloud Award for Best Basic Science Paper* at the International Meeting for Advances in Spine Technology (IMAST) in Turkey and this year we were awarded the *Best Basic Science Paper* at the Pediatric Orthopedic Research Society (POSNA 2013) in Toronto, Canada. In the past 3 years, the OBRC was awarded a total of six awards, which is double what was seen in the previous years.



Last year we secured a significant grant through the Naval Medical Center in San Diego that will extend into the following year after successful completion of the first phase. Together we are developing a new technique for treatment of partial paralysis. In collaboration with the Growing Spine Foundation, we are starting a new research study targeting early onset scoliosis patients. We believe that the efforts to enhance surgical decision making are extremely valuable particularly for these very young patients. Multiple studies have been developed with the EOS Imaging technique to improve current visualization which enhances diagnosis and surgical planning. Also, OBRC has developed deep connections with multiple local companies and other research organizations which will allow us to further expand our research efforts.

Our goal is to develop high quality research that helps physicians to better understand orthopedic conditions and their treatment which will ultimately improve the lives of patients with musculoskeletal disorders. One of the fundamental missions of the OBRC as part of the Children's Specialists of San Diego and Rady Children's Hospital is the advancement of musculoskeletal basic and translational research that directly influences medicine and healthcare practice. Therefore, our team of engineers works closely with, and supports the attending physicians and fellows. This interdisciplinary approach is unique to the OBRC because of our proximity to surgeons, yet with research breadth that crosses the boundaries of several specialties.

We are looking forward to a successful new year of exciting challenging studies and great collaborations.

Best wishes,

Diana Glaser, PhD
Director, Orthopedic Biomechanics Research Center

Notes from the Research Team

Tracey Bastrom, MA – Orthopedic Research Program Manager



We've had a busy start to 2013, with 12 abstracts presented at the AAOS meeting in March and 17 abstracts presented at the POSNA meeting in Toronto. It was great to see those of you who made it to the reunion in Toronto! The May, 2013 Visiting Professor program was also a great success, and included many diverse and outstanding presentations made by fellows, residents, research fellows, and medical students.

The current fellows have had a productive research year and are currently working on manuscripts for their various projects. The following papers were presented at the May, 2013 Visiting Professor program and discussed by Visiting Professor Dr. Charlie Johnston.

Dr. Avrum Joffe reviewed all thoracic compression fractures recently treated at our institution. This review of 134 fractures in 67 patients explored the use of advanced imaging, mechanism of injury, and treatment strategies. The study will also be presented at the upcoming IMAST meeting in Vancouver.

Dr. John Kempainen reviewed four years of talocalcaneal coalition resections treated over the two years prior to the availability of a portable CT scanner as compared to a group in which the portable CT was used. All cases were evaluated for quality of resection by two blinded observers. The study was also presented as a poster at this year's POSNA meeting in Toronto.

Dr. Brian Scannell completed a study evaluating an almost 30 year experience of surgical correction of scoliosis in Duchenne muscular dystrophy. Outcomes of the Luque type fixation utilized from 1982-2004 were compared to modern pedicle screw constructs employed from 2006-2011. The paper has also been submitted for the 2014 AAOS meeting in New Orleans.

Dr. Chris Souder is completing a review of an extensive series of MRI's of the elbow to document the characteristics of ossification of the capitellum. Chris also reviewed the deformity characteristics and subjective SRS scores of patients with primary thoracolumbar curves less than 50 degrees who elected to proceed with surgical correction compared to those who chose non-operative management. This paper was also submitted for the 2014 AAOS meeting in New Orleans.

Team

We currently have four full time associate/coordinator level personnel supporting the research efforts of the division in the areas of spine, sports/trauma, hip and EOS/3D. These coordinators are supported by 2 full time research assistants.

Our spine research coordinator, Carrie Bartley will be celebrating her four year anniversary with us this July. Carrie has done an amazing job learning all she can about pediatric spinal deformity, consenting and collecting data for all of our prospective study patients, and assisting with the many abstract/manuscript submissions for our busy spine research center.



Carrie Bartley, MA


In 2011, the central BraIST study team in Iowa named Carrie the BraIST "study coordinator of the year". Our success is greatly dependent on Carrie and all of our hard-working research team - we are grateful for all of their efforts and congratulate Carrie on four great years with us!

Best wishes,

Tracey Bastrom, MA
Orthopedic Research Program Manager



Research team (L to R) – Josh Doan, Diana Glaser, Carrie Bartley, JD Bomar, Christy Farnsworth, Aillen Laurente, Marissa Marcus, Tracey Bastrom, Nicole Carlton, Joanna Roocroft, Kit Holm, and Rick Reighard.



Sports Medicine for the Young Athlete

The sports team at Rady Children’s Hospital has seen some dramatic changes in the last 12 months. With the opening of 360 Sports, we have taken a step towards achieving our goal of establishing a premiere adolescent sports center. Our new clinic space opened in September creating a multidisciplinary approach for the athlete with sports physicians, surgeons, concussion specialists, physical therapists, and athletic trainers all being housed under a single roof. The program continues to grow with the part-time addition of Dr. Yu-Tsun Cheng who has completed a fellowship in sports medicine as well as pediatric emergency care. Additionally, Kristina Parvanta, an athletic trainer from Emory, was hired to help create a San Diego based athletic training program and to coordinate interactions with local schools and colleges.

Community outreach has remained an important principle of our program. Dr. Edmonds will be chairing the 2nd annual San Diego Athletic Trainer’s Seminar focused on continued education of pediatric and sports related injuries. Drs. Chambers, Edmonds, and Pennock will all be contributing at the San Diego Musculoskeletal Medicine for Primary Care Providers Conference which has become an annual event targeting physicians and therapists. Dr. Pennock continues with his role on the US Ski Team as one of their team physicians. Research has remained one of the cornerstones of our mission and this year has been extremely successful. With podium presentations at more than 8 national and international meetings ranging from the International Cartilage Repair Society in Turkey to the American Orthopedic Society for Sports Medicine in Chicago, a broad spectrum of topics have been presented including shoulder injuries in throwing athletes to the development of hip impingement in adolescent and pediatric patients.

This upcoming year, we are looking forward to the potential hire of two additional non-operative sports medicine physicians and other athletic trainers. This is an exciting time for our program and while we focus on getting young athletes back into the game after injury, our primary mission continues to be injury prevention and improving the performance of young athletes.



keeping young athletes in the game

360 Sports Medicine provides young athletes in the greater San Diego area coordinated medical, surgical, rehabilitative, preventive and sports enhancement services rooted in research and interprofessional clinical collaboration.

The **360 Team** provides world class, cutting edge rehabilitation, training and care to young athletes. **360** promotes safe and rapid return to athletic endeavors while simultaneously maintaining the young individual’s potential for a lifetime of musculoskeletal health.

EXPERIENCE THE 360 DIFFERENCE

Managing Athletic Injuries
Call 858-966-9360 ext. 3 to schedule an appointment with one of our board certified physicians who specializes in sports and orthopedic conditions. We have expedited scheduling to ensure athletes receive timely treatment for their condition in order to return to sport as quickly and safely as possible.

The 360 Sports Medicine Team

- Physicians
- Physical Therapists
- Nurse Practitioners
- Physician Assistants
- Sports Psychologists
- Concussion Specialists
- Athletic Trainers
- Exercise Specialists
- Massage Therapists
- Sports Nutritionists
- Rehabilitation Aides

360sportsmedicine.org

San Diego Main Center
7950 Frost Street
Suite 590
San Diego, CA 92123

San Diego
802a Frost Street
Suite 500
San Diego, CA 92123

Escondido
477 N. El Camino Real
Building D, Suite 302
Escondido, CA 92025

Escondido
655 W. Citracado Pkwy
Suite 204
Escondido, CA 92025

Solana Beach
665 San Rodolfo Drive
Suite 126
Solana Beach, CA 92073

Oceanside
3605 Vista Way
Suite 300
Oceanside, CA 92056



David H. Sutherland, M.D.

(1923 - 2006)

Founding Chair

Children's Orthopedic Department – Children's Hospital, San Diego
and Professor of Orthopedic Surgery
University of California, San Diego



Dr. David Sutherland, director of the orthopedic training program at Children's Hospital San Diego from 1972 to 1990 (Emeritus Director until 2006) was one of the world's best known children's orthopedic surgeons. Thus, the visiting professorship at Rady Children's Hospital is named after him.

Dr. Sutherland was born June 18, 1923, to Christian missionary parents in Taming, China. He grew up in Nampa, Idaho, and attended Northwest Nazarene College and then graduated from the University of Washington in 1944, receiving his medical degree in 1946 from Marquette University in Milwaukee. After an internship in St. Louis and a three year period serving the Air Force, Dr. Sutherland took his orthopedic residency training in San Francisco, where he was introduced to the concept of motion analysis by the famed professor of orthopedics at the University of California, San Francisco, Dr. Vern Inman. Dr. Sutherland's fellow residents included Jacqueline Perry and others who developed and led the motion analysis movement.

Dr. Sutherland became familiar with the gait abnormalities of cerebral palsy patients, and while practicing in San Francisco he consulted aerospace engineers from Lockheed to adapt computerized technology that was used in tracking missiles in space to assess human motion. His primary work at that time was in the Shrine Hospital – San Francisco (now in Sacramento).

In 1972 he was recruited to San Diego by Professor Wayne Akeson to be one of the founding faculty members of UCSD's new orthopedic department. Dr. Akeson's goal was to recruit scientifically oriented professors to lead the varying divisions of children's orthopedics. With the promise that Children's Hospital San Diego would develop and equip a state-of-the-art motion analysis laboratory, which would allow extensive research work, Dr.

Sutherland agreed to leave his post in San Francisco and come to San Diego.

Dr. Sutherland gradually developed one of the world's best known motion analysis centers with a specific focus on research related to gait in childhood. After getting the right engineers together to develop a system, Dr. Sutherland received NIH funding for multiple studies in which he analyzed gait in childhood neuromuscular disorders as well as studying the development of gait in normal children, which led to his textbook on this topic.

He wrote two textbooks on the topic and traveled throughout the world, providing a portion of the intellectual leadership which resulted in 150 motion analysis laboratories being developed throughout Europe, Asia, and North America over the last 25 years.

He also was interested in hip surgery in childhood, and developed a special type of innominate osteotomy (double pelvic osteotomy) to correct hip dysplasia. Dr. Sutherland was one of the rare surgeons who rather than criticizing young staff for doing too little surgery, instead said that we often did not intervene early enough to give the child ideal function, both in CP but also in residual hip dysplasia in childhood.

Dr. Sutherland's contribution to children's orthopedics has been monumental. Our annual David Sutherland Visiting Professorship is dedicated to the memory of this internationally recognized children's orthopedic surgeon.



Motion Analysis Study



*40th Annual
David H. Sutherland Visiting
Professorship
May 15 & 16, 2013*

Charles E. Johnston, M.D.
Professor, Department of Orthopedic Surgery
University of Texas Southwestern Medical Center, Dallas
Assistant Chief of Staff
Texas Scottish Rite Hospital for Children, Dallas

Each year our academic training and research program celebrates a year of productivity by inviting an internationally recognized children's orthopedic surgeon to serve as the David Sutherland Visiting Professor. This year's event occurred on a Thursday and Friday in mid-May, two weeks after the POSNA meeting in Toronto.

We were honored to have Charles E. Johnston, M.D. (Charlie) who is a professor in the department of orthopedic surgery at the UT Southwestern Medical Center in Dallas, and Assistant Chief of Staff at the Texas Scottish Rite Hospital for Children, as our 2013 Visiting Professor. Dr. Johnston is well known nationally and internationally for his expertise in many areas of children's orthopedics, with a special research interest in spine deformity in young children as well as lower extremity deformities.

Charlie grew up in the Los Angeles area, where his father was a well-known aeronautic engineer. He attended the Harvard School in Los Angeles (now Harvard Westlake) and then received his undergraduate degree from Yale. Following that he earned his medical degree from Columbia University in New York, followed by a surgical internship at the University of Texas Health Science Center in San Antonio. This appears to be his first exposure to Texas, which later became his home. He took his orthopedic residency at the University of Virginia Medical Center, followed by a fellowship in children's orthopedics and

scoliosis surgery at the Texas Scottish Rite Hospital in Dallas, where Dr. Wenger was one of his attending staff. He practiced at the Children's Hospital in New Orleans as a member of the LSU orthopedic faculty for a short time prior to being recruited back to Dallas.

Dr. Johnston was an extremely effective 2013 visiting professor. His talks were stimulating, thought-provoking, and at times challenging, in that he always pushes the boundaries searching for new and better types of orthopedic treatment for children.

He also gave an informative lecture at the evening Western Orthopedic Association-Children's Hospital-UCSD dinner, held at the UCSD faculty club, entitled "World Peace, International Diplomacy, and the Game of Golf". This presentation included historical photographs from the time that his grandparents and parents had a home in La Jolla, beginning in the 1940's.

Overall, the 2013 visiting professorship was a highly educational experience. Our fellows, residents, research associates, etc. greatly appreciated Dr. Johnston's broad overview of children's orthopedics, his insightful comments and immense practicality. We thank Dr. Johnston for an outstanding 40th annual David Sutherland Visiting Professorship.

40th Annual David H. Sutherland Visiting Professorship - 2013



Senior orthopedic staff and Professor Johnston (2nd from left).



Current orthopedic fellows Drs. Avrum Joffe, Brian Scannell, John Kempainen, and Chris Souder - with Professor Charles Johnston (third from right).



Dr. Wenger, Katarina Duppe, Dr. Johnston, and Nicole Gustavsson (visiting Swedish medical students for research elective) enjoying the sun during the lunch break.



Dr. Wenger and Marty Myers, VP of west coast sales – OrthoPediatrics.



Dr. Eric Edmonds, Lynn Manheim, CPNP, Dan Gallivan and Dr. Maya Pring (at Western Orthopedic Association dinner).



UCSD orthopedic residents.



Former fellows – (left to right) Patrick Henderson, Bob Cho, John Schlechter, Afshin Aminian, Eric Edmonds, Shyam Kishan, and Scott Van Valin.



Notes From a Former Fellow

Vineeta T. Swaroop, MD – Lurie Children’s Hospital, Chicago and Rehabilitation Institute of Chicago (Fellow – 2007-2008)

The first time I ever heard the words “orthopaedic surgeon” I was 12 years old and had just found that I needed a posterior spine fusion to correct my scoliosis. My dad had me sit down and write out a list of questions I had for the surgeon before we decided to proceed. Learning more about scoliosis, Harrington rods, and stainless steel, I became fascinated. At my final post-operative appointment I told my surgeon I was going to work for him one day. He smiled and said “sure sweetheart”.

For the next 12 years or so I thought I wanted to be a spine surgeon. I finished medical school at Georgetown and arrived at Northwestern to start my orthopaedic surgery residency. Not one to back down on my word, I had come back to the program where my former surgeon was the chairman. Once I started my residency, I quickly realized that pediatrics was my true calling. My mentor in residency who is now my senior partner, Dr. Luciano Dias, wisely told me the best fellowship program in the country was San Diego and that was where I should aim to go if I wanted the best training. What attracted me to the San Diego program as a fellow applicant proved true during my year there. It seemed the ideal combination of didactic formal education, hands-on learning, independent call (including some independent operating) and research. What I didn’t know then was just how crucial that fellowship year at San Diego would be in terms of shaping me into the surgeon and person I am today.

My time at CHSD turned out to be one of the most challenging, exciting, and rewarding years of my life.

I was influenced in so many ways, both big and small, and I carried what I learned at CHSD back with me when I started my career in Chicago. At the stimulating morning conferences I learned how to approach unique cases from both my own presentation preparations and from my co-fellows’ presentations. Previewing and reviewing cases at the x-ray board was at times a slightly terrifying, yet sometimes hilarious experience thanks to comments from the senior staff.



Vineeta, Nash (son), and Chris Jaeger (husband).

The staff at CHSD provide the backbone of the program. I learned so much both in and out of the operating room from all of them. Dr. Mubarak taught me to never accept anything less than excellence both from yourself and from all those around you (be demanding, when needed). Another great tool I took away from him was the surgical “cookbook” which he advised me to make as detailed as possible. I brought dozens of “cookbook” details back to Chicago with me, and as I started out in practice I found comfort in their detail and organization.

While on Dr. Wenger’s rotation, a time that I enjoyed immensely, I learned much about pediatric orthopedics and many other varied topics of the world. One thing that impressed me was that Dr. Wenger always remained in the operating room until the very end of each case and even placed the cast himself. Probably to my resident’s dismay, I do the same thing now and continue to use the casting concepts I picked up in San Diego. Dr. Wenger also taught me to advocate for myself and helped me to negotiate the political com-

plexities of starting out as a young attending in the program I had trained in as a resident (not always easy to do).

For me, the year in San Diego was a truly special one filled with lots of great memories for both my husband, Chris, and I. Both from Chicago, neither of us had ever spent significant time in Southern California before, and we loved it! Despite the fact that it was the year of our engagement and Chris was coming back and forth from Chicago, we have such happy memories of that year, in large part because everyone in San Diego made us feel so welcome starting with the beach party at the beginning of the year through the graduation luncheon event. During the year we attended parties at every single one of the attending's homes, as well as Padres and Aztecs games.

By far one of the best things I took with me from San Diego was an international network of colleagues and friends, from my attendings and co-fellows to all the previous and future CHSD fellows as well. Every academic meeting is now a chance to reconnect with that network which is incredibly energizing. During the year, I developed a special camaraderie with my co-fellows, John Schlechter (Orange County), Patrick Henderson (Tucson), and Eric Edmonds (San Diego).

After fellowship, I returned to the program where I trained, joining Dr. Luciano Dias in the fall of 2008 to specialize in neuromuscular pediatrics. We have a unique practice set-up being part of the Northwestern University Feinberg School of Medicine Orthopaedic Surgery faculty, but being employed by the Rehabilitation Institute of Chicago. This gives us a unique perspective on the care of our neuromuscular patients. Leaving San Diego, I had a strong foundation in caring for patients with CP and other neuromuscular diseases thanks to the time I spent with Dr. Chambers. Similar to the model in San Diego, I have continued to learn a tremendous amount from working side-by-side with our PM&R colleagues. I operate at the newly renamed Ann and Robert H. Lurie Children's Hospital of Chicago (formerly Children's Memorial) which is a beautiful state-of-the-art 22 story building that opened just a year ago. This is also where I take call and have some clinics, which gives my practice a nice balance of non-neuromuscular patients.

One of my areas of focus is spina bifida. Dr. Dias and I provide the orthopaedic care for both the very busy Lurie spina bifida clinic, and the RIC adult spina bifida clinic. Learning to care for both children and adults with spina bifida and their unique issues has been a challenging and rewarding experience. We have published a number of papers on various aspects of spina bifida and have many more in the works.



Dr. Swaroop and her patient.

Outside of work, Chris and I love living in the Lincoln Park neighborhood in the city of Chicago, just a few miles from the hospital complex. We live in a 125 year-old home with great character (thank goodness Chris is a handy guy). Our greatest joy is our 1-year old son, Nash, who teaches us to see the world anew through his curious and fascinating little eyes. Showing him all our city has to offer is our favorite pastime.

I know without a doubt that my year in San Diego made me the surgeon I am today. I left with new confidence, ready to start out in practice thanks to the phenomenal training I received there. Often I am asked by my colleagues in Chicago- either in our indications conference or in regards to a specific patient case- "what would they do in San Diego?" This speaks to the unquestioned and renowned reputation of the program, and I could not be more proud to be part of the San Diego family.



Class of 2008 – Daniel Figueirido, John Schlechter, Vineeta Swaroop, Patrick Henderson, and Eric Edmonds.

Lena Sefton Clark Endowed Fellowship in Pediatric Orthopedics



Brian Scannell, MD



Research staff and fellows

Each year our department makes the nearly impossible decision as to which of our four fellows should be named the Lena Sefton Clark fellow in children's orthopedics. This award is given to a pediatric orthopedic fellow who exemplifies the outstanding qualities of patient care, teaching, and research, which are central to our orthopedic mission. The selection process is difficult because our competitive selection process results in multiple outstanding fellows. This year was no exception. The endowment states that one must be selected, so we "follow the rules".

This year Dr. Brian Scannell was selected as the 2013 Lena Sefton Clark Fellow in Children's Orthopedics and was honored at a special ceremony on Wednesday evening, 26 June 2013, which coincided with the ribbon-cutting ceremony and opening of the new orthopedic center which occupies the entire third floor of the Medical Office Building at Rady Children's Hospital.

The Lena Sefton Clark Award comes from a business/philanthropist family with a long San Diego history. The late Mary and Dallas Clark were great friends of Rady Children's Hospital, with the orthopedic award named after Dallas's mother, Lena Sefton Clark, who served as the first chair-person of the annual Children's Hospital Charity Ball, which supports many Children's Hospital activities.

Mr. Dallas Clark helped to select the land where our

current hospital is located in the early 1950's. He felt that the ideal site for a children's hospital would be on a gladiola farm, which at the time was far out "in the country" in Kearny Mesa. Many board members thought the site was too far from central San Diego and objected, but Mr. Clark prevailed. The rest is history and we now have multiple buildings and a beautiful new hospital on the previous gladiola farmland. We also appreciate our location a bit away from the more frantic central business district of San Diego.

The Clark's generous legacy to an endowment fund supports our children's orthopedic and scoliosis fellowship program. We congratulate Dr. Brian Scannell on this award, but again note that any of his fellow colleagues clearly would have qualified for the same award.



CEO Kathleen Sellick helping Lena Sefton Clark fellow, Dr. Scannell, into his white coat that designates the Sefton Clark fellow.

Japanese Orthopedic Association Traveling Fellows

*visit to Rady Children's Hospital San Diego
Orthopedic Department - June 17, 2013*

Each year the American Orthopedic Association (AOA), the leading academic society for North American orthopedic surgical training programs, coordinates an international traveling fellowship program. This year the Japanese Orthopedic Association selected and sponsored six outstanding young academic surgeons from throughout Japan to visit North American orthopedic training centers as well as to attend the AOA meeting (this year held in Denver in mid-June) and then to travel to major training centers throughout the country. Fortunately this select group of surgeons came to San Diego this year and were hosted by UCSD and the Naval Regional Medical Center (Balboa) Orthopedic Departments from June 15-18, 2013.

This group of surgeons visited the orthopedic department at Rady Children's Hospital on the morning of 17 June. We were happy to host them at one of our major teaching conferences where multiple cases were presented and discussed.

The visiting fellows included Dr. Toshihiro Akisue (Kobe University), Dr. Toru Akiyama (Jichi Medical

University), Dr. Hirotaka Chikuda (University of Tokyo), Dr. Takehito Hananouchi (Kansai Rosai Hospital) Dr. Junichi Nakamura (Chiba University) and Dr. Yoshihisa Sugimoto of Okayama University.

The attached photographs illustrate this important interchange between North American and Japanese academic orthopedic surgeons. The Rady Children's Hospital orthopedic division was happy to contribute to this traveling fellowship event.



Dr. Wenger explaining the intricacies of RCHSD to the 2013 JOA traveling fellows.



Japanese Orthopedic Traveling Fellows during their visit to Rady Children's Hospital – June, 2013.

Orthopedic NP/PA Activities

We continue to have an outstanding Nurse Practitioner/Physician Assistant team dedicated to expanding the care capacity in one of the world's largest volume centers for the care of children's orthopedic problems. Our busy group of 12 team members is featured in the photograph below.

There are always changes, and this year we have added the services of Kelly Pretorius and Christopher Orr. These new faces in our program are highlighted below.

We have been able to recruit high quality individuals who make our orthopedic clinical productivity outstanding. We have an intensive training program for fellows, residents, and medical students, and have been able to apply that educational system to our NP/PA team. This allows them to quickly become expert in every area of children's orthopedics, resulting in a critical addition to our program strength and national prominence. Also each year, team members attend the POSNA and POPS (Pediatric Orthopedic Practitioner Society) national conferences to keep their skills at a "state of the art" level.

Our NP/PA Team



New Faces



Kelly Pretorius, CPNP

Kelly, who joined the Rady Children's orthopedic department in June 2012, grew up in Texas. She graduated from the University of Texas at Austin with a bachelor's degree in Nursing in 2007. In college she completed an orthopedic nursing internship at Texas Scottish Rite Hospital for Children. Kelly received her primary and acute care Pediatric Nurse Practitioner certification and Master's degree in Nursing in 2010 from Duke University. Prior to her work as a Pediatric Nurse Practitioner, Kelly was a pediatric critical care nurse at Duke Children's. Following graduation, her career began at Rady Children's Hospital in the department of Emergency Medicine. She was there for almost two years, gaining experience in the acute treatment of orthopedic injuries, and continues to work part time in the Emergency Department to maintain her skills. She now works primarily with Dr. Yaszay and pediatric spine patients and thoroughly enjoys this patient population.



Chris Orr, PA-C

Chris is a Texas native who received his Bachelor of Health Sciences from George Washington University with a major in Clinical Research Administration. In 2007, he was selected for the Navy's Health Professions Scholarship program and attended Stanford University to complete his Physician Assistant studies while earning his Master of Medical Sciences from St. Francis University. Chris then served as a Commissioned Officer in the Navy. He was assigned to the Family Medicine Division of Branch Health Clinic China Lake from 2009-2012 and during that time completed an 8 month deployment to Afghanistan. He left the military in 2012 and accepted a position at University Hospital's Case Medical Center's Division of Orthopedic Surgery/Sports Medicine. Chris joined the Rady Children's orthopedic team in May 2013 and will be working primarily with Dr. Peter Newton. He values the opportunity to work and learn alongside such an elite orthopedic group!



Lynn Manheim and Sunny Park at POSNA in Toronto.



Linh Darnell serves as the coordinator for our 12 member team, organizing a complex coverage schedule. Her calm demeanor is perfect for the role.

Pediatric Orthopedic Society of North America (POSNA) Meeting, Toronto - May 1-4, 2013

Dr. Newton spent the 2012-2013 academic year being busy not only at home but also serving as president of the Pediatric Orthopedic Society of North America, the world's largest and most prominent children's orthopedic organization. Achieving the presidency of this organization requires recognized leadership skills backed up by an impeccable academic/research record.

Dr. Newton has spent multiple years on the Board of Directors of POSNA, including a period as treasurer during the challenging economic "hard times" of 2008-2010 and he brought the organization through in stellar style. He has also been active in the research planning and grant programs related to POSNA. As a result he was elected to the presidential line and last year assumed the presidency. This is a tremendous responsibility requiring extensive international travel, including attendance at children's orthopedic conferences throughout the world.

As a climax to his presidential term Dr. Newton organized and presided over the POSNA annual meeting in Toronto (May 1-4, 2013). This is an extraordinary conference which draws children's orthopedists from

throughout the world. Fortunately our faculty and fellows produced many papers which were presented at this meeting. In addition, our faculty served on panels, discussion groups, and other activities which related to the success of the meeting. We also held our annual fellow alumni reunion during the POSNA meeting (see photographs).

We congratulate Peter Newton for his outstanding children's orthopedic leadership skills which are well recognized locally, nationally, and internationally. After a very brief month of "rest" Peter will assume the chairmanship of the orthopedic division in the Children's Specialists Foundation here at Rady Children's Hospital.



Dr. Peter Waters (Boston) (prior POSNA president), Dr. Newton (POSNA president), and Dr. Deborah Eastwood (London) – European Pediatric Orthopedic Society (EPOS) president.



Political "night out" in Toronto. Peter and Cathy Newton and international children's orthopedics / spine experts attend the open house event at the Hospital for Sick Children – Toronto.



Dr. Jean and Anne-Marie Dubousset (Paris) (Jean was Presidential Guest Lecturer) and the Newtons – POSNA meeting Toronto – May, 2013.

*RCCHSD/UCSD Pediatric Orthopedic Fellowship
Alumni Reunion - May 2013 - Toronto
(continued on page 34)*



Scott Mubarak and prior fellow, Meghan Imrie (Stanford).



Andy Pennock and current fellows Chris Souder and John Kempainen



“Last years” fellows, Matt Schmitz (Air Force – San Antonio), Jake Schulz (Montefiore – NYC) and Eric Fornari (also Montefiore – NYC).



Tracey Bastrom (Orthopedic Research Manager, San Diego), Michelle Marks (Executive/Research Director, Setting Scoliosis Straight Foundation and Harms Study Group Foundation), and Burt Yaszay.



Prior fellows, Ernie Sink (HSS – NYC) and Jay Albright (Orlando – now Denver) plus Kathy Wenger (center).



Prior fellow, Ray Liu (Case-Western Reserve) and Peter and Cathy Newton.



Prior fellows, Scott Nelson (Loma Linda – also international orthopedic surgeon), Vineeta Swaroop (Chicago) and Eric Edmonds (San Diego).

Team Members Make the System Work - Our Orthopedic Technicians

Providing high level care in children's orthopedics requires a broad-based team with many skills. Fortunately we have a team of orthopedic technicians who work with us in all aspects of our clinical practice to make our system safe and efficient. The team is led by our senior ortho tech, Mr. Chad Richards, who supervises the orthopedic technician care in our office and in the outpatient clinic area. He not only supervises the program, but also participates in the training program at Grossmont College by providing ortho technicians with an "internship" experience in the children's hospital clinics.



Chad Richards and team members logging on to EPIC.



Chad instructing intern from Grossmont College Ortho Tech training program on the intricacies of cast application and care.

Other full-time team members include: Peto Agregado, Scott Jiricek, Lara Kulak, Fausat Bello, Noble Johnston, Susan Tremelling, Charles Vick, Ian Wong, Daley "John" Ek, Andrey Zhuk, Kim Alfaro and Becky Scelso.

A recent positive experience demonstrated how team members can participate in providing a level of care which goes beyond the standard call of duty. Our orthopedic center welcomes referral cases from throughout the world and the patient featured here is a 6 year old Saudi Arabian boy who came to San Diego for lower extremity surgery to improve his gait, which was somewhat hampered because of his mild cerebral palsy. After very successful surgery the boy and his family planned their long journey back to Saudi Arabia, but unfortunately the child was in a long leg cast. It was not clear how his cast, with the knee fully extended, would be supported by the airline seat and his stroller during the many airport and flight hours as he journeyed back to Saudi Arabia.

The parents first asked if they might perhaps go to an orthotic shop or pharmacy which could provide some type of limb extension device, but it was not clear to us that such a device was available, even from an orthotist. We then consulted two of the orthopedic techs in our private office, Kim Alfaro and Andrey Zhuk, to see if they could come up with a solution. Rather than saying "we don't have such a thing" or "this is someone else's job" they immediately assessed the problem and came up with an imaginative solution which didn't require leaving the hospital for new materials. They "borrowed" an old food tray and fashioned a seat area with a limb extension section by imaginatively carving a pattern from the tray with a cast saw, as is noted in the attached illustrations. Substantial padding was added, and "voila" - the child could now fly home in safety and comfort.

We salute Kim and Andrey for their ingenuity and add that the Saudi parents sent a very grateful letter regarding the quality of their son's care with particular attention to the detail that was provided by our orthopedic technicians, which made their overall visit a great success.



From food tray to international air travel adjunct – an ortho tech marvel!

Every business knows that attention to a customer's needs is critical. Sometimes a medical system gets busy and so bogged down that we forget these details. Interestingly, this family will return in July for cast removal and has told us by e-mail that they will also bring the child's cousin from Saudi Arabia, a new patient to us, who will require an orthopedic procedure. This is how a good business should run – give great service and you will prosper. Again, thanks to our ortho tech team for their fantastic support of our mission.



Special patient – ready for international flight.



The final product – “it works”.

Welcoming New Fellows

Each year the arrival of our outstanding new fellows calls for a welcoming event so that we can get to know them and their families. This year the event was held on the back patio of the Wenger house in north county San Diego. Events such as this begin to cement the relationship between the orthopedic staff and their families and the fellows and their developing families. By year end the camaraderie is extraordinary. Many smaller events occur throughout the year with the fellows' graduation then celebrated at a special luncheon near the end of July.

The photos on this page illustrate the September 2012 welcoming event.



Dr. Avrum and Michelle Joffe and their son Noah.



Kemppainen and Joffe families.



Kathy Wenger greets the next generation(s).



Relaxed dining on the patio.



Dr. Mubarak and Karen Noble



Joan Morgan, Maya Pring, and Dan Gallivan



Dr. Scannell and daughter Avery.



“So tell me, is life still great in Texas?”



“Life is good!”



David and Jamie Pyatt, Kathy Wenger.



A good welcoming party means good food and good conversation. Drs. Chambers and Newton hold forth.

Documentation (Our Publications)

The most savage controversies are those about matters as to which there is no good evidence either way .

– Bertrand Russell



Orthopedic residents, fellows, and staff concentrating on the subject at hand during the dynamic Rady Children's Hospital Friday morning orthopedic x-ray review conference.

The Rady Children's Hospital-University of California San Diego orthopedic program continues as one of the worlds leading centers for children's orthopedic clinical and biomechanical research. Our work is published in the most important orthopedic journals and is widely quoted. The publications listed below were produced by our department between July, 2011 January 2013.

1. Mubarak SJ, Dimeglio A. Navicular excision and cuboid closing wedge for severe cavovarus foot deformities: a salvage procedure. *J Pediatr Orthop*. 2011 Jul-Aug;31(5):551-6.
2. Price CT, Thompson GH, Wenger DR. Containment methods for treatment of Legg-Calvé-Perthes disease. *Orthop Clin North Am*. 2011 Jul;42(3):329-40, vi. Review.
3. Tsutsui S, Pawelek JB, Bastrom TP, Shah SA, Newton PO. Do discs "open" anteriorly with posterior-only correction of Scheuermann's kyphosis? *Spine (Phila Pa 1976)*. 2011 Jul 15;36(16):E1086-92.
4. Upasani VV, Farnsworth CL, Chambers RC, Bastrom TP, Williams GM, Sah RL, Masuda K, Newton PO. Intervertebral disc health preservation after six months of spinal growth modulation. *J Bone Joint Surg Am*. 2011 Aug 3;93(15):1408-16.
5. Yaszay B, O'Brien M, Shufflebarger HL, Betz RR, Lonner B, Shah SA, Boachie-Adjei O, Crawford A, Letko L, Harms PJ, Gupta MC, Sponseller PD, Abel MF, Flynn J, Macagno A, Newton PO. Efficacy of Hemivertebra Resection for Congenital Scoliosis (CS): A Multicenter Retrospective Comparison of Three Surgical Techniques. *Spine (Phila Pa 1976)*. 2011 Sep 8. [Epub ahead of print]
6. Wenger DR, Pandya NK. A brief history of Legg-Calvé-Perthes disease. *J Pediatr Orthop*. 2011 Sep;31(2 Suppl):S130-6. Review.
7. Wenger DR, Pandya NK. Advanced containment methods for the treatment of Perthes disease: Salter plus varus osteotomy and triple pelvic osteotomy. *J Pediatr Orthop*. 2011 Sep;31(2 Suppl):S198-205. Review.
8. Cidambi KR, Glaser DA, Bastrom TP, Nunn TN, Ono T, Newton PO: Postoperative changes in spinal rod contour in adolescent idiopathic scoliosis: an in vivo deformation study. *Spine (Phila Pa 1976)*. 2012 Aug 15;37(18):1566-72.
9. Glaser DA, Doan J, Newton PO: Comparison of 3-dimensional spinal reconstruction accuracy: biplanar radiographs with EOS versus computed tomography. *Spine (Phila Pa 1976)*. 2012 Jul 15;37(16):1391-7.
10. Franko OI, Bray C, Newton PO: Validation of a scolimeter smartphone app to assess scoliosis. *J Pediatr Orthop*. 2012 Dec;32(8):e72-5.
11. Sanders JO, Newton PO, Browne RH, Herring AJ: Bracing in adolescent idiopathic scoliosis, surrogate outcomes, and the number needed to treat. *J Pediatr Orthop*. 2012 Sep;32 Suppl 2:S153-7.
12. Ono T, Bastrom TP, Newton PO: Defining 2 components of shoulder imbalance: clavicle tilt and trapezial prominence. *Spine (Phila Pa 1976)*. 2012 Nov 15;37(24):E1511-6.
13. Newton PO, Bastrom TP, Emans JB, Shah SA, Shufflebarger HL, Sponseller PD, Sucato DJ, Lenke LG:

Antifibrinolytic agents reduce blood loss during pediatric vertebral column resection procedures. *Spine (Phila Pa 1976)*. 2012 Nov 1;37(23):E1459-63.

14. Miyanji F, Slobogean GP, Samdani AF, Betz RR, Reilly CW, Slobogean BL, Newton PO: Is larger scoliosis curve magnitude associated with increased perioperative health-care resource utilization?: a multicenter analysis of 325 adolescent idiopathic scoliosis curves. *J Bone Joint Surg Am*. 2012 May 2;94(9):809-13.

15. Liu RW, Yaszay B, Glaser D, Bastrom TP, Newton PO: A method for assessing axial vertebral rotation based on differential rod curvature on the lateral radiograph. *Spine (Phila Pa 1976)*. 2012 Aug 15;37(18):E1120-5.

16. Hosalkar HS, Pandya NK, Cho RH, Glaser DA, Moor MA, Herman MJ. Intramedullary nailing of pediatric femoral shaft fracture. *J Am Acad Orthop Surg*. 2011 Aug;19(8):472-81. Review.

17. Hosalkar HS, Pennock AT, Zaps D, Schmitz MR, Bomar JD, Bittersohl B: The hip antero-superior labral tear with avulsion of rectus femoris (HALTAR) lesion: does the SLAP equivalent in the hip exist? *Hip Int*. 2012 Jul-Aug;22(4):391-6.

18. Philippon MJ, Pennock A, Gaskill TR: Arthroscopic reconstruction of the ligamentum teres: technique and early outcomes. *J Bone Joint Surg Br*. 2012 Nov;94(11):1494-8.

19. Pandya NK, Behrends D, Hosalkar HS: Open reduction of proximal humerus fractures in the adolescent population. *J Child Orthop*. 2012 Jun;6(2):111-8.

20. Pandya NK, Namdari S, Hosalkar HS: Displaced clavicle fractures in adolescents: facts, controversies, and current trends. *J Am Acad Orthop Surg*. 2012 Aug;20(8):498-505.

21. Chan EF, Harjanto R, Asahara H, Inoue N, Masuda K, Bugbee WD, Firestein GS, Hosalkar HS, Lotz MK, Sah RL: Structural and functional maturation of distal femoral cartilage and bone during postnatal development and growth in humans and mice. *Orthop Clin North Am*. 2012 Apr;43(2):173-85

22. Gottschalk HP, Eisner E, Hosalkar HS: Medial epicondyle fractures in the pediatric population. *J Am Acad Orthop Surg*. 2012 Apr;20(4):223-32.

23. Bittersohl B, Miese FR, Hosalkar HS, Herten M, Antoch G, Krauspe R, Zilkens C: T2* mapping of hip joint cartilage in various histological grades of degeneration. *Osteoarthritis Cartilage*. 2012 Jul;20(7):653-60.

24. Amirhamzeh D, Moor MA, Baldwin K, Hosalkar HS: Publication rates of abstracts presented at pediatric orthopaedic society of North America meetings between 2002 and 2006. *J Pediatr Orthop*. 2012 Mar;32(2):e6-e10.

25. Muhamad AR, Freitas JM, Bomar JD, Hosalkar H: Acetabular version on magnetic resonance imaging: analysis of two different measuring techniques. *Hip Int*. 2012 Nov-Dec;22(6):672-6.

26. Baldwin K, Namdari S, Hosalkar H, Spiegel DA, Keenan MA: What's New in Orthopaedic Rehabilitation. *J Bone Joint Surg Am*. 2012 Nov 21;94(22):2106-11.

27. Monazzam S, Bomar JD, Cidambi K, Kruk P, Hosalkar H: Lateral Center-edge Angle on Conventional Radiography and Computed Tomography. *Clin Orthop Relat Res*. 2013 Jul;471(7):2233-7.



28. Baldwin K, Hsu JE, Wenger DR, Hosalkar HS. Treatment of femur fractures in school-aged children using elastic stable intramedullary nailing: a systematic review. *J Pediatr Orthop B*. 2011 Sep;20(5):303-8. Review.

29. Hosalkar HS, Mulpuri K: Legg-Calvé-Perthes disease: where do we stand after 100 years?

Editorial comment. *Clin Orthop Relat Res*. 2012 Sep;470(9):2345-6.

30. Zilkens C, Miese F, Kim YJ, Hosalkar H, Antoch G, Krauspe R, Bittersohl B: Three-dimensional delayed gadolinium-enhanced magnetic resonance imaging of hip joint cartilage at 3T: a prospective controlled study. *Eur J Radiol*. 2012 Nov;81(11):3420-5.

31. Hosalkar HS, Varley ES, Glaser DA, Farnsworth CL, Wenger DR. Intracapsular hip pressures in a porcine model: does position and volume matter? *J Pediatr Orthop B*. 2011 Sep;20(5):278-83.

32. Pennock AT, Pennington WW, Torry MR, Decker MJ, Vaishnav SB, Provencher MT, Millett PJ, Hackett TR. The influence of arm and shoulder position on the bear-hug, belly-press, and lift-off tests: an electromyographic study. *Am J Sports Med*. 2011 Nov;39(11):2338-46.

33. Hosalkar HS, Varley ES, Glaser D, Farnsworth CL, Bomar JD, Wenger DR. Isocentric reattachment of ligamentum teres: a porcine study. *J Pediatr Orthop*. 2011 Dec;31(8):847-52.

34. Mulpuri K, Hosalkar H, Howard A: AAOS clinical practice guideline: the treatment of pediatric supracondylar humerus fractures. *J Am Acad Orthop Surg*. 2012 May;20(5):328-30.

35. Howard A, Mulpuri K, Abel MF, Braun S, Bueche M, Epps H, Hosalkar H, Mehlman CT, Scherl S, Goldberg M, Turkelson CM, Wies JL, Boyer K; American Academy of Orthopaedic Surgeons: The treatment of pediatric supracondylar humerus fractures. *J Am Acad Orthop Surg*. 2012 May;20(5):320-7.
36. Zaltz I, Hosalkar H, Wenger D: What's new in pediatric orthopaedic surgery. *J Bone Joint Surg Am*. 2012 Feb 15;94(4):375-81.
37. Hsu JE, Baldwin KD, Tannast M, Hosalkar H: What is the evidence supporting the prevention of osteoarthritis and improved femoral coverage after shelf procedure for Legg-Calvé-Perthes disease? *Clin Orthop Relat Res*. 2012 Sep;470(9):2421-30.
38. Hosalkar H, Munhoz da Cunha AL, Baldwin K, Ziebarth K, Wenger DR: Triple innominate osteotomy for Legg-Calvé-Perthes disease in children: does the lateral coverage change with time? *Clin Orthop Relat Res*. 2012 Sep;470(9):2402-10.
39. Gjolaj JP, Sponseller PD, Shah SA, Newton PO, Flynn JM, Neubauer PR, Marks MC, Bastrom TP: Spinal deformity correction in Marfan syndrome versus adolescent idiopathic scoliosis: learning from the differences. *Spine (Phila Pa 1976)*. 2012 Aug 15;37(18):1558-65.
40. Cho RH, Yaszay B, Bartley CE, Bastrom TP, Newton PO: Which Lenke 1A curves are at the greatest risk for adding-on... and why? *Spine (Phila Pa 1976)*. 2012 Jul 15;37(16):1384-90.
41. Bittersohl B, Hosalkar HS, Wenger DR: Surgical treatment of hip dysplasia in children and adolescents. *Orthop Clin North Am*. 2012 Jul;43(3):301-15.
42. Samdani AF, Hwang SW, Miyajima F, Lonner B, Marks MC, Sponseller PD, Newton PO, Cahill PJ, Shufflbarger HL, Betz RR: Direct vertebral body derotation, thoracoplasty, or both: which is better with respect to inclinometer and scoliosis research society-22 scores? *Spine (Phila Pa 1976)*. 2012 Jun 15;37(14):E849-53.
43. Lonner BS, Lazar-Antman MA, Sponseller PD, Shah SA, Newton PO, Betz R, Shufflbarger HS: Multivariate analysis of factors associated with kyphosis maintenance in adolescent idiopathic scoliosis. *Spine (Phila Pa 1976)*. 2012 Jul 1;37(15):1297-302.
44. Sponseller PD, Jain A, Lenke LG, Shah SA, Sucato DJ, Emans JB, Newton PO: Vertebral column resection in children with neuromuscular spine deformity. *Spine (Phila Pa 1976)*. 2012 May 15;37(11):E655-61.
45. Sponseller PD, Flynn JM, Newton PO, Marks MC, Bastrom TP, Petcharaporn M, McElroy MJ, Lonner BS, Betz RR; Harms Study Group: The association of patient characteristics and spinal curve parameters with Lenke classification types. *Spine (Phila Pa 1976)*. 2012 Jun 1;37(13):1138-41.
46. Dhawale AA, Shah SA, Sponseller PD, Bastrom T, Neiss G, Yorgova P, Newton PO, Yaszay B, Abel MF, Shufflbarger H, Gabos PG, Dabney KW, Miller F: Are antifibrinolytics helpful in decreasing blood loss and transfusions during spinal fusion surgery in children with cerebral palsy scoliosis? *Spine (Phila Pa 1976)*. 2012 Apr 20;37(9):ES49-55.
47. Marks M, Newton PO, Petcharaporn M, Bastrom TP, Shah S, Betz R, Lonner B, Miyajima F: Postoperative segmental motion of the unfused spine distal to the fusion in 100 patients with adolescent idiopathic scoliosis. *Spine (Phila Pa 1976)*. 2012 May 1;37(10):826-32.
48. Hwang SW, Samdani AF, Lonner B, Miyajima F, Stanton P, Marks MC, Bastrom T, Newton PO, Betz RR, Cahill PJ: Impact of direct vertebral body derotation on rib prominence: are preoperative factors predictive of changes in rib prominence? *Spine (Phila Pa 1976)*. 2012 Jan 15;37E86-9.
49. Akbarnia BA, Mundis GM Jr, Salari P, Yaszay B, Pawelek JB: Innovation in growing rod technique: a study of safety and efficacy of a magnetically controlled growing rod in a porcine model. *Spine (Phila Pa 1976)*. 2012 Jun 1;37(13):E86-9.
50. Moraleda L, Salcedo M, Bastrom TP, Wenger DR, Albiñana J, Mubarak SJ: Comparison of the calcaneo-cuboid-cuneiform osteotomies and the calcaneal lengthening osteotomy in the surgical treatment of symptomatic flexible flatfoot. *J Pediatr Orthop*. 2012 Dec;32(8):821-9.
51. Pandya NK, Edmonds EW, Roocroft JH, Mubarak SJ: Tibial tubercle fractures: complications, classification, and the need for intra-articular assessment. *J Pediatr Orthop*. 2012 Dec;32(8):749-59.
52. Dutton P, Edmonds EW, Lark RK, Mubarak SJ: Prevalence of painful peroneal tubercles in the pediatric population. *J Foot Ankle Surg*. 2012 Sep-Oct;51(5):599-603.
53. Bittersohl B, Zilkens C, Kim YJ, Werlen S, Siebenrock KA, Mamisch TC, Hosalkar HS: Delayed gadolinium-enhanced magnetic resonance imaging of hip joint cartilage: pearls and pitfalls. *Orthop Rev (Pavia)*. 2011;3(2):e11.
54. Bittersohl B, Hosalkar HS, Werlen S, Trattig S, Siebenrock KA, Mamisch TC: dGEMRIC and subsequent T1 mapping of the hip at 1.5 Tesla: normative data on zonal and radial distribution in asymptomatic volunteers. *J Magn Reson Imaging*. 2011 Jul;34(1):101-6.

*The purpose of education is to
replace an empty mind with an
open one.*

– Malcom Forbes

55. Wenger DR, Hosalkar HS. Principles of treating the sequelae of Perthes disease. *Orthop Clin North Am.* 2011 Jul;42(3):365-72, vii.
56. Podeszwa DA, Mubarak SJ: Physeal fractures of the distal tibia and fibula (Salter-Harris Type I, II, III, and IV fractures). *J Pediatr Orthop.* 2012 Jun;32 Suppl 1:S62-8
57. Edmonds EW, Roocroft JH, Mubarak SJ: Treatment of displaced pediatric supracondylar humerus fracture patterns requiring medial fixation: a reliable and safer cross-pinning technique. *J Pediatr Orthop.* 2012 Jun;32(4):346-51
58. Gantsoudes GD, Roocroft JH, Mubarak SJ: Treatment of talocalcaneal coalitions. *J Pediatr Orthop.* 2012 Apr-May;32(3):301-7.
59. Chang RF, Mubarak SJ: Pathomechanics of Gowers' sign: a video analysis of a spectrum of Gowers' maneuvers. *Clin Orthop Relat Res.* 2012 Jul;470(7):1987-91.
60. Wenger DR: Limitations of evidence-based medicine: the role of experience and expert opinion. *J Pediatr Orthop.* 2012 Sep;32 Suppl 2:S187-92.
61. Smith LR, Chambers HG, Subramaniam S, Lieber RL: Transcriptional abnormalities of hamstring muscle contractures in children with cerebral palsy. *PLoS One.* 2012;7(8):e40686. doi: 10.1371/journal.pone.0040686. Epub 2012 Aug 16.
62. Chambers HG, Shea KG, Anderson AF, Jojo Brunelle TJ, Carey JL, Ganley TJ, Paterno M, Weiss JM, Sanders JO, Watters WC 3rd, Goldberg MJ, Keith MW, Turkelson CM, Wies JL, Raymond L, Boyer KM, Hitchcock K, Sluka P, Boone C, Patel N, American Academy of Orthopaedic Surgeons: American Academy of Orthopaedic Surgeons clinical practice guideline on: the diagnosis and treatment of osteochondritis dissecans. *J Bone Joint Surg Am.* 2012 Jul 18;94(14):1322-4.
63. Tis JE, Edmonds EW, Bastrom T, Chambers HG: Short-term results of arthroscopic treatment of osteochondritis dissecans in skeletally immature patients. *J Pediatr Orthop.* 2012 Apr-May;32(3):226-31.
64. Chambers HG, Becker RE, Hoffman MT, Hartley-McAndrew M and Stein MT: Managing Behavior for a Child with Autism in a Body Cast. *J Dev Behav Pediatr* 33:506-508, 2012.
65. Smith LR, Chambers HG, and Lieber RL: Reduced Satellite Cell Population May Lead to Contractures in Children with Cerebral Palsy. *Dev Med Child Neurology.* 2012.
66. Gottschalk HP, Newbury R, Wallace CD: Synovial chondromatosis in a child's thumb: a case report and review of the literature. *Hand (N Y).* 2012 Mar;7(1):98-102.
67. Pring ME: Pediatric radial neck fractures: when and how to fix. *J Pediatr Orthop.* 2012 Jun;32 Suppl 1:S14-21.
68. Koenig JK, Pring ME, Dwek JR: MR evaluation of femoral neck version and tibial torsion. *Pediatr Radiol.* 2012 Jan;42(1):113-5.
69. Robertson NB, Roocroft JH, Edmonds EW: Childhood metatarsal shaft fractures: treatment outcomes and relative indications for surgical intervention. *J Child Orthop.* 2012 Jun;6(2):125-9.
70. Pandya NK, Edmonds EW: Immediate intramedullary flexible nailing of open pediatric tibial shaft fractures. *J Pediatr Orthop.* 2012 Dec;32(8):770-6.
71. Bailey JR, Eisner EA, Edmonds EW: Unwitnessed magnet ingestion in a 5 year-old boy leading to bowel perforation after magnetic resonance imaging: case report of a rare but potentially detrimental complication. *Patient Saf Surg.* 2012 Jul 19;6(1):16.
72. Gottschalk HP, Sagoo D, Glaser D, Doan J, Edmonds EW, Schlechter J: Biomechanical analysis of pin placement for pediatric supracondylar humerus fractures: does starting point, pin size, and number matter? *J Pediatr Orthop.* 2012 Jul-Aug;32(5):445-51.
73. Wang E, Liu T, Li J, Edmonds EW, Zhao Q, Zhang L, Zhao X, Wang K: Does swaddling influence developmental dysplasia of the hip?: An experimental study of the traditional straight-leg swaddling model in neonatal rats. *J Bone Joint Surg Am.* 2012 Jun 20;94(12):1071-7.
74. Edmonds EW: Use of an absorbable plate in the management of a clavicle fracture in an adolescent. *Am J Orthop (Belle Mead NJ).* 2012 Jan;41(1):29-32.
75. Eisner EA, Roocroft JH, Edmonds EW: Underestimation of labral pathology in adolescents with anterior shoulder instability. *J Pediatr Orthop.* 2012 Jan-Feb;32(1):42-7.
76. Register B, Pennock AT, Ho CP, Strickland CD, Lawand A, Philippon MJ: Prevalence of abnormal hip findings in asymptomatic participants: a prospective, blinded study. *Am J Sports Med.* 2012 Dec;40(12):2720-4.
77. Ellis HB, Matheny LM, Briggs KK, Pennock AT, Steadman JR: Outcomes and revision rate after bone-patellar tendon-bone allograft versus autograft anterior cruciate ligament reconstruction in patients aged 18 years or younger with closed physes. *Arthroscopy.* 2012 Dec;28(12):1819-25.

Only the educated are free.

– Epictetus

IPOTT Meeting – Cannes, France – Sept. 2012

The IPOTT organization, founded by the late Mihran O. Tachdjian, the renowned Chicago children's orthopedic surgeon and originator of the Tachdjian Review Course, is a "think tank" type of organization / institute that meets annually to present and discuss advanced current and future concepts in children's orthopedics. Rady Children's Hospital / UCSD is well represented at each annual meeting.



Dr. Patricia Fucs, San Paulo, Prof. Shlomo Wientroub (prior EPOS president, Editor Journal of Children's Orthopedics), and Mrs. Hana Wientroub (Tel Aviv).



Dr. Mubarak trading tips on "French agriculture".
Post meeting tour – IPOTT.



Dr. Baxter Willis (Ottawa), Dr. Peter and Cathy Newton, Sue Willis



Prof. Franz Grill (Vienna) and Prof. Fritz Hefti (Basel) – both prior presidents, European Pediatric Orthopedic Society (EPOS) and friends of RCHSD.



Cannes, France – IPOTT meeting site.


IPOTT Meeting (cont'd)



Dr. Steve and Lisa Frick – Orlando, FL (prior fellow)



Mrs. Saralee Lee, Prof. Alain Dimeglio (Montpellier – also local host), and Prof. Eng Hin Lee (Singapore).



Prof. Dimeglio (Montpellier, FR) and Prof. Kuo (Chicago and Taipei).



Dr. Wenger. Dr. Shlomo Porat and Mrs. Galia Porat (Jerusalem)




Tour guides explaining deep details of Mediterranean life to Prof. Dimeglio (he lives there!).



Mrs. Jennifer Cundy and Dr. Peter Cundy (Adelaide, AUS).

*RGHSO/UCSD Pediatric Orthopedic Fellowship
Alumni Reunion - May 2013 - Toronto
(continued from page 23)*



Prior fellows Jay Albright (Denver),
Eric Edmonds (San Diego), and Lynn Manheim
(CPNP - San Diego).



Prior fellow Dr. Luis Moraleda (Madrid), Dr. Wenger, Dr. Rob Lark
(Duke University).



Sunny Park (NP), Joanna Roorcroft (research), Dr. Diana Glaser
(PhD), and Dr. Edmonds (all from San Diego).



Prior fellow Wally Yassir (Detroit), Dr. Wenger, Dr.
Edmonds, JD Bomar (research coordinator).



Prior fellows Arjandas Mahadev (Singapore) and Tamir Bloom
(New Jersey).



Dr. Pennock and Dr. Eric Eisner (prior fellow)
Hollywood, FL.

Spreading the Word – Global Outreach

The Rady Children's Hospital – UCSD orthopedic faculty continue to be involved in education and research efforts throughout North America and the world.

The Rady Children's Hospital orthopedic education and training program is now known throughout the world. This leads to many travel responsibilities where our faculty are involved in lecture programs, teaching seminars, demonstrating surgical techniques, etc. throughout North America and the world. This is a special privilege and responsibility, and each year we are seeing both our most senior faculty and also many of our middle level faculty traveling to help get the latest information on children's orthopedic disorders to other centers.

Our faculty continue to travel throughout North America and the world, providing outreach from our orthopedic program, and more importantly, gaining new ideas which can be brought back to San Diego to keep us functioning at a state of the art level. This past year our visiting professorships and invited lectures included almost every major city of North America (Boston, New York City, Philadelphia, Yale University, Toronto, San Francisco, and many others). Our more senior faculty were involved in many international teaching activities throughout the world

including Australia, Japan, China, Brazil, Italy, Austria, France, Turkey, Argentina, Ireland, and elsewhere.

Preparing for international academic travel may seem like a vacation to those who have not actually done it. An invitation to lecture at a national or international symposium, means spending several months consolidating research experience and results, developing audio visual material, sometimes making training videos, and synthesizing one's thinking in their particular area of children's orthopedic specialization. Such preparation, helps one to focus their own thinking and systematic way of looking at their area of clinical and research expertise. A major benefit includes that this clarity of thought is brought back to our residents and fellows and applied in our teaching conferences, research program, and in the operating room.

Attached are some of the photographs from the experiences of our faculty members throughout the 2012-2013 academic year.



Dr. Jim Sanders – Director of Peds. Ortho Service (host)

Dr. Sanders and Dr. Chris Cook – Peds. Ortho staff.



Dr. Wenger – Laverne Burton Visting Professor – University of Rochester Orthopedic Department – Nov. 2012 (left) Dr. Wenger and Dr. Richard Burton, Professor of Orthopedics and son of the late Dr. Laverne Burton





Vienna – Mathias Pallamar (prior fellow), Dr. Wenger (site visit – Speising Orthopedic Hospital – Vienna), and Prof. Franz Grill, orthopedic director.



Dr. Yaszay presenting a paper at the International Congress on Early Onset Scoliosis (ICEOS) meeting in Dublin, Ireland.




New and proud Pallamar parents and the “in-laws” (Vienna)



Dr. Franz Grill, orthopedic director, Speising Orthopedic Hospital, Vienna and supervising operating room nurse (maintaining traditions)



Dr. Chambers inside the historic library of the Rizzoli Institute, Bologna, Italy.



Dr. Akel Junior (meeting host), Dr. Edmonds, and Dr. Alex Lourenco (President – Brazilian Society for Pediatric Orthopedics) at the June 2013 TROIA meeting in Vitoria, Brazil.